

LAYING PATTERNS

It is always a good idea to plan your project well in advance as it will save you time and money. Try using our 'Picturethis' online programme on page 4, particularly with block paving projects.


The first three laying guides below cover an approximate 20m² area. The remainder are specific to those project packs. Our sales office can calculate the necessary quantities for any given area and can be contacted on 01386 840226.

Please note; wherever possible avoid cross-joints in any random laying pattern, ie. where four slab corners meet.

Patterns for paving available in individual assorted sizes

Random


Suitable for Westminster, Canterbury and Warwick



Quantity per laying pattern
17 x C, 15 x D, 17 x G, 18 x H, 15 x I, 13 x J

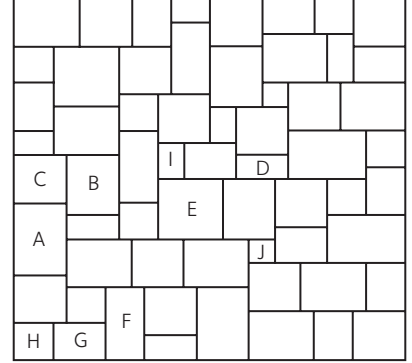
Dutch Pattern

Suitable for Westminster, Canterbury, Quorndon, Warwick and Sandstone



Quantity per laying pattern
39 x C, 12 x D, 45 x J

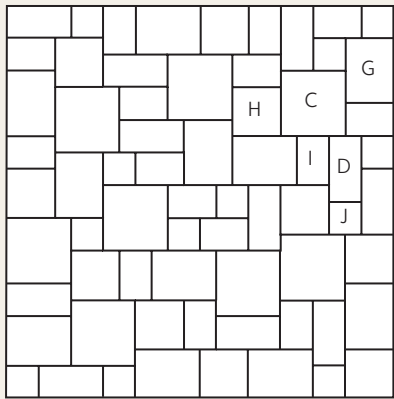
Westminster Random (p.24)



Quantity per laying pattern
4 x A, 11 x B, 15 x C, 4 x D, 2 x E, 3 x F, 10 x G, 8 x H, 4 x I, 2 x J

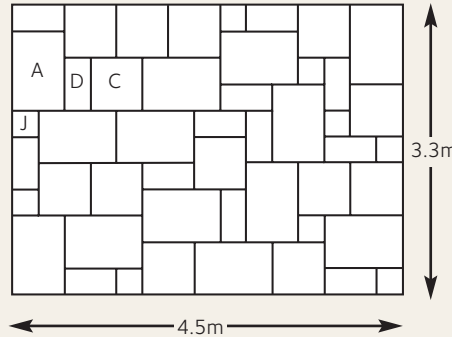
Patterns for project packs

Warwick Project Pack (p.26)



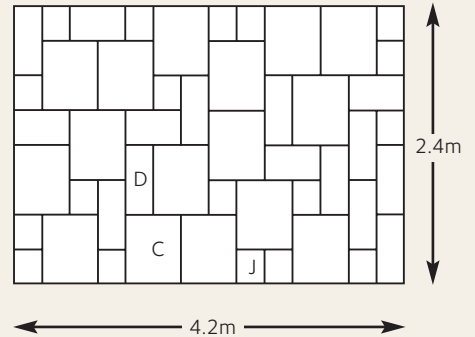
Quantity per laying pattern
8 x C, 11 x D, 11 x G, 10 x H, 15 x I, 12 x J

Sandstone (p.37), Limestone (p.40) Slate Project Pack (p.35) (14.72m²)



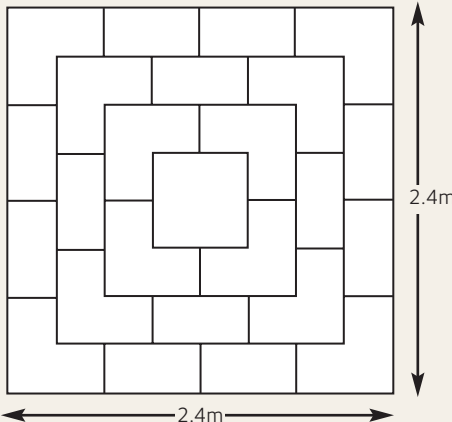
Quantity per laying pattern
13 x A, 13 x C, 13 x D, 9 x J

Hardstone Project Pack (p.34) (10.07m²)

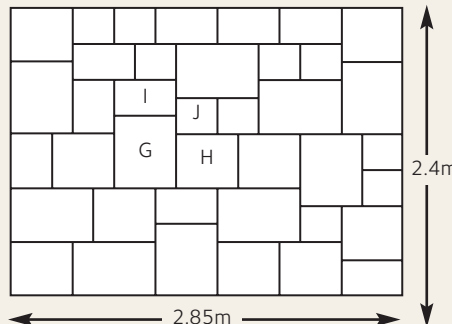


16 x D, 18 x J, 16 x C
NB: One 290 x 290 slab is not used in this pattern

Regency Sandstone (p.35)

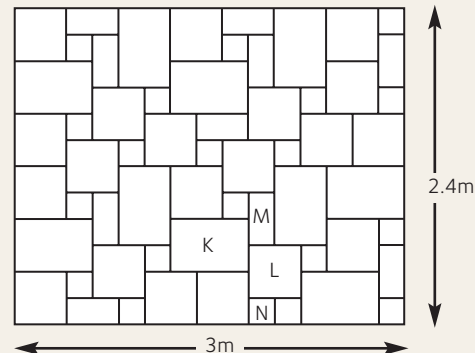


Travertine Project Pack (p.34) (6.78m²)



10 x G, 10 x H, 10 x I, 10 x J
NB: One 300 x 300 slab is not used in this pattern

Travertine Project Pack (p.34) (7.2m²)



Quantity per laying pattern
10 x K 600 x 400mm
20 x L 400 x 400mm
10 x M 400 x 200mm
20 x N 200 x 200mm

CIRCLES

Sandstone (p.38) and Slate Circles (p.35)

Sandstone and Slate Circle kits, shown with corners

NB: Circle dimensions exclude mortar joints and all coverages are approximate.

Key to laying patterns and slab sizes

All Products except*

*Westminster

*Natural Stone



900 x 600mm 750 x 600mm

915 x 610mm 760 x 610mm

900 x 600mm N/A



600 x 600mm 600 x 300mm

610 x 610mm 610 x 305mm


600 x 600mm 600 x 290mm



750 x 750mm 900 x 450mm

760 x 760mm 915 x 460mm


N/A N/A



600 x 450mm 450 x 450mm

610 x 460mm 460 x 460mm

N/A N/A

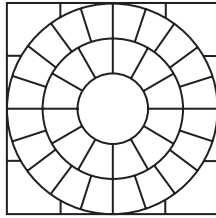


450 x 300mm 300 x 300mm

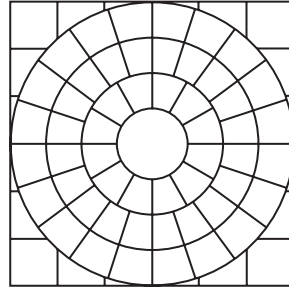
460 x 305mm 305 x 305mm

N/A 290 x 290mm

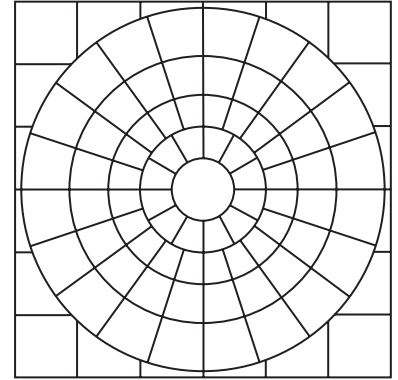
1.8m Kit



2.4m Kit



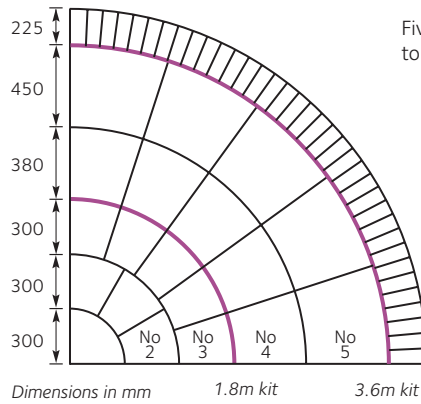
3.6m Kit



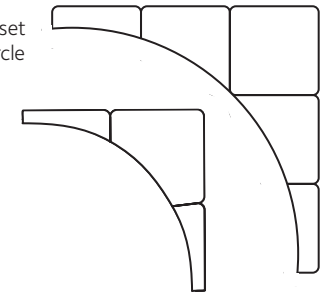
Canterbury Circle (p.28)

Canterbury Circles are available as 1.8m and 3.6m diameter kits with various optional centres, edging and corner sets.

This circle can be extended up to 3.6m by using ring segments 4 and 5 or 4 and 5A Brick. It can extend further to 4.05m with Radius Brick Edging.



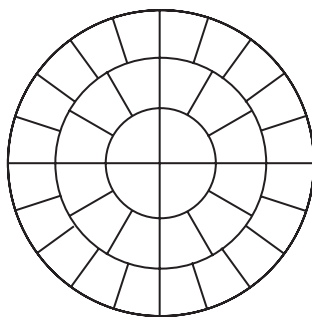
Five-piece corner set to square 3.6m circle



Three-piece corner set to square 1.8m circle

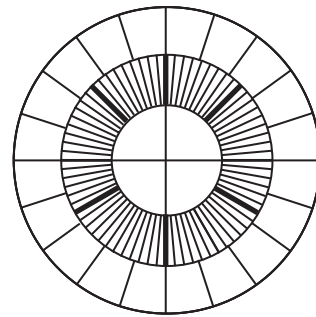
The following options are shown as 1.8m diameter kits:

Type A



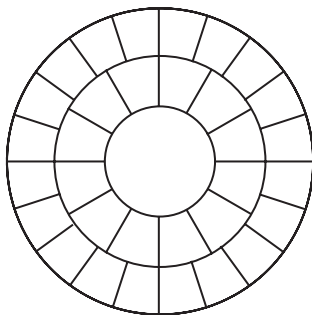
4 x No 1a Quarter
12 x No 2 Riven
20 x No 3 Riven

Type B



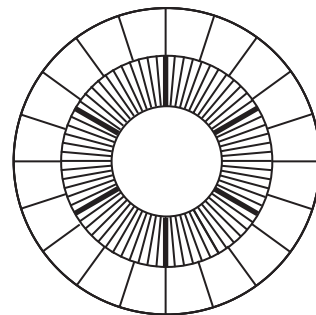
4 x No 1a Quarter
6 x No 2a Tile
20 x No 3 Riven

Type C



1 x No 1 Centre
12 x No 2 Riven
20 x No 3 Riven

Type D



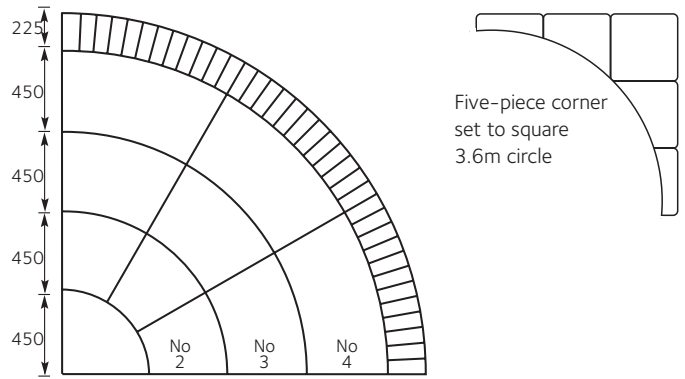
1 x No 1 Centre
6 x No 2a Tile
20 x No 3 Riven

LAYING PATTERNS

Westminster Circles (p.25)

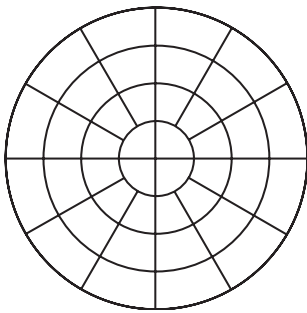
3.6m diameter up to 4.05m diameter with Antique Brick Radius Edging

Full or half circles are available as kits with edging and corner sets.
The Westminster Circle is available with various optional centres.



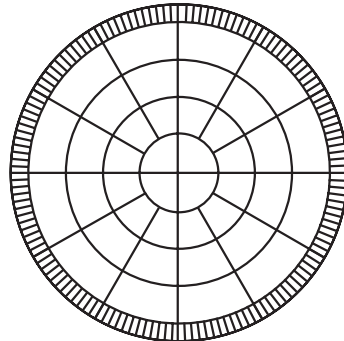
Dimensions in mm

Type A



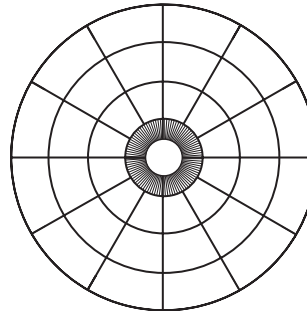
- 4 x Centre Quarters
- 12 x No 2 Segments
- 12 x No 3 Segments
- 12 x No 4 Segments

Type A with Radius Brick



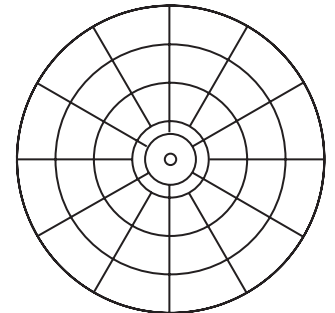
- 4 x Centre Quarters
- 12 x No 2 Segments
- 12 x No 3 Segments
- 12 x No 4 Segments
- 24 x Radius Brick Edges (not included in kit)

Type B



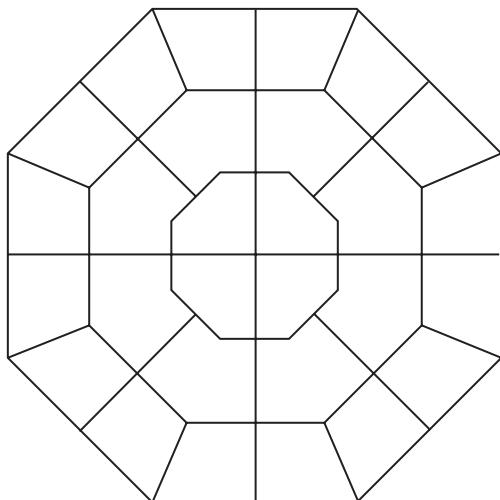
- 1 x 450mm Centre
- 4 x Slate on End Segments
- 12 x No 2 Segments
- 12 x No 3 Segments
- 12 x No 4 Segments

Type C

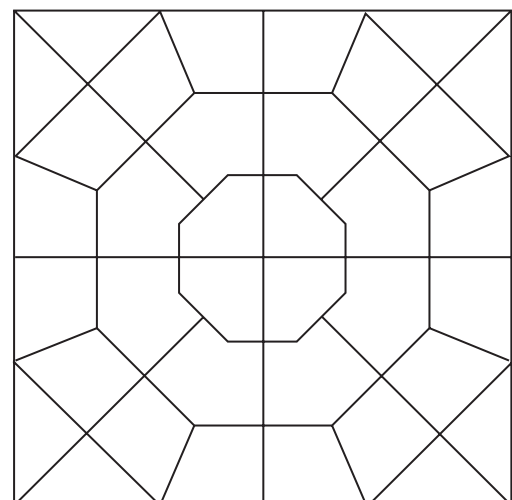


- 1 x 600mm Millstone Centre
- 6 x Infill Segments
- 12 x No 2 Segments
- 12 x No 3 Segments
- 12 x No 4 Segments

Westminster Octagon (p.24)



2.7m Octagon



2.7m Octagon with two-piece corners

Westminster Octagons are available as full or half kits with optional corners.